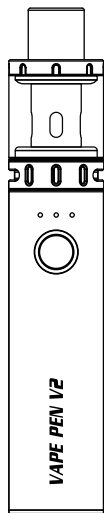


# SMOK®



## VAPE PEN V2 KIT User Manual

**BUY  
SMOK Nord 4 Pod Kit**

**Smok Replacement Tanks and Coils**

### Introduction

VAPE PEN V2 is the latest mechanical mod kit in a portable way, consisting of a 1600mAh battery and a 3ml tank. Distinguished in the 60W max output, 0.15Ω Vape Pen Meshed Coil inside and adjustable airflow system, it is over-whelming to ride into the queue of your favorite devices by virtue of the lengthened endurance, satisfying taste, smooth flavor and customized vapor effect. Innovation keeps changing the vaping experience!

### The Kit Includes

- 1 x VAPE PEN V2 Device (3ml)
- 2 x Vape Pen Meshed 0.15Ω Coils
- 1 x USB Cable
- 1 x User Manual

### Specifications

Size:	117.7*φ22mm
Weight:	94.5g
Battery Capacity:	1600mAh
Max Power:	60W
Input Voltage:	3.3V-4.2V±0.2V
Output Voltage:	3.0V-4.0V
Standby Current:	<50uA
Load Resistance Range:	0.14Ω-3.0Ω
Charging Current:	Max 670mA
Charging Voltage:	4.2V±0.2V
Overcharge Voltage:	4.3V±0.05V
Over-discharge Voltage:	2.4V±0.05V
Overcharge Current:	1.7A±0.6A

### Verification

Note: Please carefully keep the AB verification codes on the package. AB verification codes are required and will be used in product verification and after-sales service.

1. Please download and install IVPS Tour APP.

2. Please refer to

<https://www.smoktech.com/new-anti-counterfeiting-system>, and then follow the steps described in THE NEW ANTI-COUNTERFEITING SYSTEM to verify your product.

3. Only the verified product can get warranty service.
4. If you have any questions, please contact SMOK via e-mail, phone or our website to get more help.

### Warranty

VAPE PEN V2 Warranty Period: 6 Months from the Purchase Date.

Within the 6 Months, some items may not be eligible for service due to misuse, damage, or other failures caused other than by manufacturer defects or premature failure. Please contact SMOK Authorized Vendor for more information and terms of service.

The Warranty Card should be filled out by the vendor as proof of the store warranty. Please carefully keep the anti-counterfeiting label with the product packaging if you need a factory warranty.

For more warranty policies and processes, please visit our official website: <http://www.smoktech.com/support/>.


### SMOK Hearty Service

If you need after-sales service, please send e-mails to [support@smoktech.com](mailto:support@smoktech.com).

### Safety Instructions

- 1) Charge the battery indoors only;
- 2) Do not use any power source that does not have a local legal manufacturing license.

### Components



### Protection Functions

8 Seconds Protection	The LED light will flash 5 times when vaping longer than 8 seconds
Short Circuit Protection	The LED light will flash 5 times when a load short circuit detected
Low Voltage Protection	The LED light will flash 15 times when the battery voltage lower than 3.3V±0.1V before vaping or 3.0V±0.1V while vaping
Lithium Battery Protection	The overcharge voltage is 4.3V±0.05V; the overcharge current is 1.7A±0.6A; the over-discharge voltage is 2.4V±0.05V.
Atomizer Recognition	The LED light will flash 4 times when no tank detected
Low Resistance Protection	The LED light will flash 4 times when the coil resistance is lower than 0.14Ω±5%.
High Resistance Protection	The LED light will flash 4 times when the coil resistance is higher than 3.0Ω±5%.

### Operation Guide

1. Power On / Power Off  
Fast press the power button 5 times to power on or off.
2. Vape  
Long press the power button to vape and the LED light is always on.
3. Three Battery Indicators  
You can obtain the real-time battery life by observing the state of three indicators when vaping or double clicking the power button.
  - One light on: remaining battery below 30%
  - Two lights on: remaining battery between 30% and 70%
  - Three lights on: remaining battery above 70%
4. Charge  
Charge the battery by connecting it to a computer or a UL-listed USB wall charger with the included USB cable.
  - Light on: USB connected successfully
  - One light on: battery power below 30%
  - Two lights on: battery power between 30% and 70%
  - Three lights on: battery power above 70%
  - Light off: fully charged

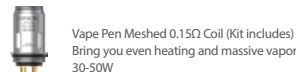
### How to fill with E-liquid

- Unscrew the top cap counterclockwise.
- Align on the filling slot and fill the tank with your favored liquid.
- Put the top cap back. Keep the tank still for several minutes for a better taste.



### How To Replace Coil Head

- Pull out the original one and install a new one.



Vape Pen Meshed 0.15Ω Coil (Kit includes)  
Bring you even heating and massive vapor 30-50W

### Control air input:

- Rotate the adjustable airflow ring to control air input.



## IMPORTANT SAFEGUARDS

### Attention

Please read this manual carefully before using the product. Inappropriate use or handling of this product may be harmful.

- This product is only intended to be used as an e-cigarette, for the consumption of certain e-liquids. Do not use this product for any other purpose. This product is not designed to be a smoking cessation device.
- Please use the tank provided in this kit. Do not use tanks of other brands with this kit.
- The suggested ratio of e-juice is 30% PG: 70% VG.
- Before using this product, please read carefully any information and instructions for safe use relating to the e-liquid which is vaped using this product.
- The SMOK product must not be offered for sale

outside of, independently or separately to, the box or this leaflet.

### Caution

- Handle this product with care at all times:
  - Avoid damage to the product's internal and external components.
  - Keep this product dry at all times. Do not immerse this product in water as the product is not waterproof. Do not immerse this product in corrosive or conductive solution as serious damage like short circuit may occur.
  - If you drop this product, make sure:
    - 1) the product is not broken, cracked or smashed;
    - 2) there is no leaking or leakage of e-liquid;
    - 3) components are not loose and have not come apart;
    - 4) the product functions normally and as intended;
    - 5) there is no damage to the mouthpiece.
  - Do not attempt to disassemble or assemble the product by yourself as damage or personal injury may occur.
- Mechanical shock, extrusion, beating, or shaking to the device are strictly forbidden to prevent damage to circuit and battery cell.
- Do not overcharge the batteries. If the batteries overheat do not use this product.
- Charge the device indoors only;
- Do not place the product in a hot or humid environment.
- Do not expose your product to hot, cold, damp or direct sunlight.
- KEEP THIS PRODUCT OUT OF REACH OF CHILDREN.
- DO NOT use this product if:
  - broken, leaking, if parts are cracked or deformed, or if the product has malfunctioned.
  - abnormal heat occurs during vaping or charging. Do not overcharge the batteries.
  - there is concerning leakage of e-liquid from the tank.
  - conductive or corrosive liquids enter the device.
  - there is any perceptible change in flavor of the e-liquid.
  - where microbial contamination or other contamination is suspected.
  - the tank is empty or almost empty. E-liquid should always be in the tank to avoid dry heating and burning the coil.
- THIS PRODUCT SHOULD BE SERVICED EVERY 6 MONTHS. If the product fails a service, do not use. Defective items and parts must be replaced before re-use.
- Do not eat, drink, or smoke while using this product.
- The temperature for charging should between 10

C to 45 °C, temperature for using should between 0 °C to 55 °C.

- Vaping products, including this product, should not be used in prohibited or restricted areas.
- Vaping products, including this product, should not be used in high oxygen environments.
- We recommend that you do not use vaping products, including this product, while driving.
- Using electronic cigarettes may create undesirable effects to you and the people around you.
- Store:
  - Out of reach of children.
  - Locked up.
  - Separate and away from food and drink.
  - Separate and away from medical products and medication.
  - In a ventilated and dry indoor environment at room temperature to avoid short circuit caused by touching with other metal materials.
  - Well away from pets and animals.
  - In the upright position, and secured to prevent falling over and leakage.
  - Store in a dark and well-ventilated place below 30 °C.
- Do not store for long periods containing an e-liquid. If the product is not going to be used for a 2-3 days period, remove the tank and pour out the inside e-liquid to avoid e-liquid penetrating into the product and shortening the product's life-expectancy.
- In case of not using the device for extended periods, please seal off the battery and mouthpiece and store them separately.
- Do not place this product in the outdoor or in car under strong sunlight as overheating and circuit damage may occur hence cause fire danger because of the high temperature.
- Do not charge this product in a hot, cold, or damp environment or under direct sunlight as short circuit may occur.
- Do not charge this product near fire, hot stove or combustible or explosive materials or gas.
- Please use the original USB cable and UL-Listed charging sources.
- Please unplug the USB cable within 2 hours after battery is fully charged to extend the life of the battery.

### Warnings

- Regarding children
  - KEEP THIS PRODUCT OUT OF REACH OF CHILDREN. This product is intended to contain nicotine containing e-liquid. NICOTINE CONTAINING E-LIQUID IS DANGEROUS.

### CHILDREN MUST NOT GAIN ACCESS TO E-LIQUIDS.

- This product contains small parts which may pose a choking hazard to children.
- Health Warning
  - The health warning below applies when the product is used as designed and charged / filled with nicotine-containing liquid.
  - This product is suitable only for persons over 18 or over 21, depending on the legal smoking age in your country/region.
  - This product is not recommended for women that are pregnant or breastfeeding.
- Recommendation regarding young people and non-smokers
  - This product is not recommended for use by young people and non-smokers.
- Contra-indications for vulnerable groups
  - This product is not suitable for:
    - Persons who are ill or have certain medical conditions.
    - Persons taking certain medication.
    - Persons with certain allergies.
- This product is not recommended for use by:
  - Young people and non-smokers.
  - Women that are pregnant or breastfeeding.



### Instructions on servicing and disposal

- This product should be serviced every 6 months by a reputable e-cigarette dealer. Please retain a copy of your guarantee and provide dealers with the guarantee for servicing.
- If this product fails a service, is broken, or otherwise malfunctions: do not use this product, and dispose of this product appropriately.
- For disposal – Do not discard or dispose this product in general waste cabin, please follow the local law and regulations on battery recycling and disposal.

## SAVE THESE INSTRUCTIONS!